

KHULNA PRINTING & PACKAGING LTD.


Statement of Profit or Loss & Other Comprehensive Income (Un- Audited)

For the Half Year ended December 31, 2019


PARTICULARS	Half Year		2nd Quarter	
	Amount in Taka		Amount in Taka	
	01.07.2019 to 31.12.2019	01.07.2018 to 31.12.2018	01.10.2019 to 31.12.2019	01.10.2018 to 31.12.2018
Net Turnover	697,187,683	-	448,688,876	-
Less : Cost of Goods Sold	(679,679,817)	(11,607,205)	(426,804,074)	(7,960,949)
Gross Profit / (Loss)	17,507,866	(11,607,205)	21,884,802	(7,960,949)
Less : Office & administrative expenses	(4,982,138)	(2,360,083)	(2,318,125)	(1,389,379)
Less : Selling Expenses	(3,176,000)	-	(2,077,300)	-
Profit / (Loss) from Operation	9,349,728	(13,967,288)	17,489,377	(9,350,328)
Add : Other income	707,521	611,154	470,201	473,994
Net profit/ (Loss) before Finance cost	10,057,249	(13,356,134)	17,959,578	(8,876,334)
Less : Finance cost	(36,825,661)	(24,576,665)	(16,790,162)	(6,199,793)
Net profit/(Loss) after financial expenses	(26,768,412)	(37,932,798)	1,169,416	(15,076,127)
Less: WPPF	-	-	-	-
Net Profit / (Loss) Before Tax	(26,768,412)	(37,932,798)	1,169,416	(15,076,127)
Current Tax	(237,371)	(3,667)	(146,177)	(2,844)
Deferred Tax	(316,700)	(1,116,559)	(289,781)	(358,927)
Net profit/ (Loss) after tax	(27,322,483)	(39,053,024)	733,458	(15,437,898)
Earnings per share (Basic)	(0.37)	(0.53)	0.01	(0.21)
Net profit/(loss) attributable to ordinary share	(27,322,483)	(39,053,024)	733,458.00	(15,437,898)
Number of Ordinary Shares held	73,040,000	73,040,000	73,040,000	73,040,000



Chairman




Managing Director



Director



CFO



Company Secretary

Dated: January 28, 2020

Dhaka