
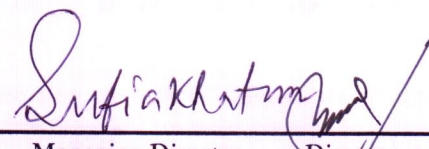





KHULNA PRINTING & PACKAGING LTD.
STATEMENT OF CASH FLOWS (UN-AUDITED)
FOR THE PERIOD OF JULY TO SEPTEMBER, 2018

Particulars	Amount in Taka	
	30.09.2018	30.09.2017
Cash Flows from Operating Activities	496,818	68,454
Receipts from Customers & Others Income	38,309,651	24,433,784
Increase /Decrease Payment to Suppliers and Employees	(19,435,961)	(10,790,974)
Payment of Interest & Tax	(18,376,872)	(13,574,356)
Cash Flows from Investing Activities	-	-
Addition of Fixed Assets	-	-
Cash Flows from Financing Activities	-	-
Loan Received/ Payment	-	-
Dividend Paid	-	-
Share money refunded	-	-
Changes in Cash and Cash Equivalents	496,818	68,454
Cash and Cash Equivalents at Opening	21,830,197	22,563,192
Cash and Cash Equivalents at Closing	<u>22,327,015</u>	<u>22,631,646</u>
Net operating cash flow per share	0.007	0.001

				
Chairman	Managing Director	Director	CFO	Company Secretary

Dated: November 13 , 2018
Dhaka