






KHULNA PRINTING & PACKAGING LTD.
STATEMENT OF FINANCIAL POSITION
AS AT SEPTEMBER 30,2016

AMOUNT IN TAKA

PARTICULARS	AS ON 30- SEPTEMBER- 2016.	AS ON 30- JUNE-2016
ASSETS :		
Non- Current Assets	349,727,853	353,228,837
Fixed assets (at cost less accumulated depreciation)	316,227,853	319,728,837
Investment In Shares	33,500,000	33,500,000
Current Assets	1,412,370,800	1,426,753,179
Inventories	357,646,796	366,025,317
Goods In Transit	138,747,609	157,018,257
Trade Receivables	312,191,751	315,865,372
Others Receivables	287,650,714	265,536,124
Advances,Deposits & Maginal A/C.	291,026,456	296,530,710
Cash and Cash Equivalents	25,107,473	25,777,399
TOTAL ASSETS	1,762,098,653	1,779,982,016
EQUITY AND LIABILITY		
Shareholders' equity	1,245,643,542	1,250,198,031
Issued,Subscribed & Paid up capital	730,400,000	730,400,000
Revaluation Surplus	152,530,510	153,902,683
Retained Earnings	362,713,032	365,895,349
Non Current Liabilities	-	-
Current Liabilities	516,455,111	529,783,985
Bank Loan	435,801,022	447,069,124
Payables & Advances	40,993,104	43,297,552
Provision for Expenses	6,501,054	6,257,379
Provision for Taxation	7,256,004	7,256,004
Deferred Tax Liabilities	25,903,927	25,903,927
TOTAL EQUITY AND LIABILITY	1,762,098,653	1,779,982,016
NAV Per Share (With Revaluation surplus)	17.05	17.12
NAV Per Share (Without Revaluation surplus)	14.97	15.01

				
Chairman	Managing Director	Director	CFO	Company Secretary

Dated : Dhaka,14 November 2016.