






**KHULNA PRINTING & PACKAGING LTD.**  
**STATEMENT OF FINANCIAL POSITION**  
**AS AT SEPTEMBER 30, 2017**

Particulars	Amount in Taka	
	30.09.2017	30.06.2017
<b>ASSETS :</b>		
<b>Non-Current Assets</b>	<b>336,366,776</b>	<b>339,695,842</b>
Fixed assets (at cost less accumulated depreciation)	302,866,776	306,195,842
Investment In Shares	33,500,000	33,500,000
<b>Current Assets</b>	<b>1,276,918,186</b>	<b>1,310,942,323</b>
Inventories	354,400,000	354,400,000
Goods In Transit	138,747,608	138,747,608
Trade Receivables	253,669,261	272,761,853
Others Receivables	205,841,444	210,841,444
Advances, Deposits & Marginal A/C.	301,628,227	311,628,227
Cash and Cash Equivalents	22,631,646	22,563,192
<b>TOTAL ASSETS</b>	<b>1,613,284,962</b>	<b>1,650,638,165</b>
<b><u>EQUITY AND LIABILITY:</u></b>		
<b>Shareholders' equity</b>	<b>1,136,207,247</b>	<b>1,160,740,318</b>
Issued, Subscribed & Paid up capital	730,400,000	730,400,000
Revaluation Surplus	147,110,428	148,413,992
Retained Earnings	258,696,819	281,926,327
<b>Non-Current Liabilities</b>		
<b>Current Liabilities</b>	<b>477,077,715</b>	<b>489,897,847</b>
Bank Loan	433,090,868	433,090,868
Payables & Advances	8,563,936	13,338,433
Provision for Expenses	2,615,211	10,660,845
Provision for Taxation	2,041,611	2,041,611
Deferred Tax Liabilities	30,766,089	30,766,089
<b>TOTAL EQUITY AND LIABILITY</b>	<b>1,613,284,962</b>	<b>1,650,638,165</b>
NAV Per Share (With Revaluation surplus)	15.56	15.89
NAV Per Share (Without Revaluation surplus)	13.54	13.86

 Chairman
  Managing Director
  Director
  CFO
  Company Secretary

Dated: 13 November, 2017  
 Dhaka