


KHULNA PRINTING & PACKAGING LTD.


Statement of Profit or Loss & Other Comprehensive Income (Un- Audited)

For the nine months ended (3rd Quarter) March 31, 2018

PARTICULARS	9 Months		3rd Quarter	
	Amount in Taka		Amount in Taka	
	01.07.2017 to 31.03.2018	01.07.2016 to 31.03.2017	01.01.2018 to 31.03.2018	01.01.2017 to 31.03.2017
Net Turnover	-	71,017,486	-	-
Less : Cost of Goods Sold	(12,806,988)	(52,527,765)	(4,669,559)	(3,323,462)
Gross Profit / (Loss)	(12,806,988)	18,489,721	(4,669,559)	(3,323,462)
Less : Office & administrative expenses	(15,944,717)	(20,492,222)	(3,733,557)	(3,028,802)
Less : Selling Expenses	-	(31,648)	-	-
Profit / (Loss) from Operation	(28,751,705)	(2,034,149)	(8,403,116)	(6,352,264)
Add : Other income	749,351	772,839	160,109	111,132
Net profit/ (Loss) before Finance cost	(28,002,354)	(1,261,310)	(8,243,007)	(6,241,132)
Less : Finance cost	(49,493,615)	(14,782,558)	(33,583,982)	(5,081,575)
Net profit/ (Loss) after financial expenses	(77,495,969)	(16,043,868)	(41,826,989)	(11,322,707)
Less: WEPT	-	-	-	-
Net Profit / (Loss) Before Tax	(77,495,969)	(16,043,868)	(41,826,989)	(11,322,707)
Current Tax	(4,496)	(426,772)	(961)	(667)
Deferred Tax	(5,398,469)	(3,368,355)	(1,481,319)	(933,811)
Net profit/ (Loss) after tax	(82,898,934)	(19,838,995)	(43,309,268)	(12,257,185)
Earnings per share (Weighted average method)	(1.13)	(0.27)	(0.59)	(0.17)
Earnings per share (Fully diluted basis)	(1.13)	(0.27)	(0.59)	(0.17)




Chairman



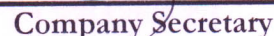
Managing Director



Director



CFO



Company Secretary

Dated: April 23, 2018

Dhaka