
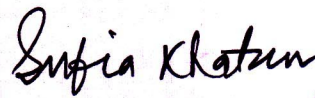





KHULNA PRINTING & PACKAGING LTD.
Statement of Cash Flows (Un- Audited)
For the Half Year ended December 31, 2017

Particulars	Amount in Taka	
	31.12.2017	31.12.2016
Cash Flows from Operating Activities	783,530	7,621,581
Receipts from Customers & Others Income	33,189,705	39,268,100
Increase /Decrease Payment to Suppliers and Employees	(13,352,093)	(24,653,003)
Payment of Interest & Tax	(19,054,082)	(6,993,516)
Cash Flows from Investing Activities	-	-
Addition of Fixed Assets	-	-
Cash Flows from Financing Activities	(259,647)	(11,326,235)
Loan Received/ Payment	(259,647)	(11,326,235)
Dividend Paid	-	-
Share money refunded	-	-
Changes in Cash and Cash Equivalents	523,883	(3,704,655)
Cash and Cash Equivalents at Opening	22,563,192	25,777,399
Cash and Cash Equivalents at Closing	23,087,075	22,072,744
Net operating cash flow per share	0.01	0.10

Chairman Managing Director Director CFO Company Secretary

Dated: January 29, 2018
 Dhaka