



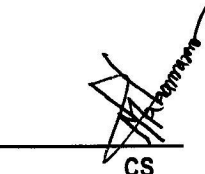


KHULNA PRINTING & PACKAGING LTD.
STATEMENT OF PROFIT/LOSS & OTHER COMPREHENSIVE INCOME (UN-AUDITED)
FOR THE NINE MONTHS PERIOD ENDED (3RD QUARTER) 31 MARCH 2017.

PARTICULARS	9 MONTHS		3RD QUARTER	
	01.07.2016 to 31.03.17	01.07.2015 to 31.03.16	01.01.2017 to 31.03.17	01.01.2016 to 31.03.16

AMOUNT IN TK.

Net Turnover	71,017,486	492,263,571	-	100,895,505
Less :CGS (Dep. exp only for 3Q)	(52,527,765)	(354,857,884)	(3,323,462)	(67,759,870)
Gross Profit	18,489,721	137,405,686	(3,323,462)	33,135,634
Less :Office & Administration Exp.	(20,492,222)	(69,922,639)	(3,028,802)	(19,827,487)
Less : Selling Exp.	(31,648)	(592,401)	-	(66,895)
Profit From Operation	(2,034,149)	66,890,646	(6,352,264)	13,241,252
Add : Other income	772,839	3,721,904	111,132	2,754,667
	(1,261,310)	70,612,550	(6,241,132)	15,995,919
Less : Financial Cost	(14,782,558)	(38,301,108)	(5,081,575)	(6,904,094)
Net Profit before TAX & WPPF	(16,043,868)	32,311,443	(11,322,707)	9,091,826
Less: WPPF	-	(1,538,640)	-	(432,944)
Net Profit Before Tax	(16,043,868)	30,772,802	(11,322,707)	8,658,881
Provision for Income Tax	(426,772)	(3,846,600)	(667)	(1,082,360)
Deferred Tax	(3,368,355)	(5,060,630)	(933,811)	(1,863,477)
Net Profit After Tax	(19,838,995)	21,865,573	(12,257,185)	5,713,045
Earnings Per Share (EPS)	(0.27)	0.30	(0.17)	0.08

 Chairman	 Managing Director	 Director	 CFO	 CS
---	--	--	--	---

Dated : Dhaka, April 29, 2017.